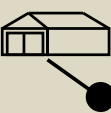

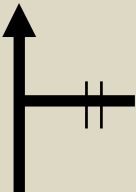
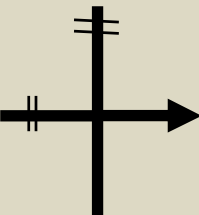
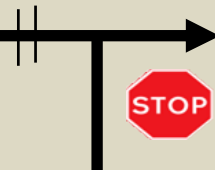


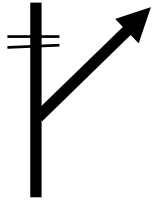
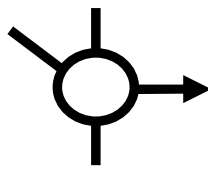
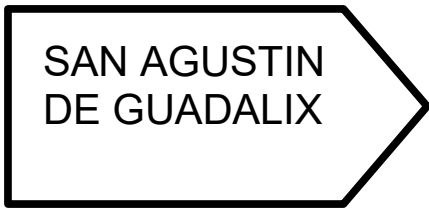
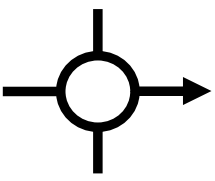
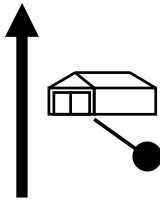


I CLASICA DIURNA GASARI				Página	<b>1</b>
SECCIÓN	<b>1</b>	TIEMPO A INVERTIR	MEDIA	DISTANCIA	
SECTOR	<b>CAL</b>			11,333	
DISTANCIA		DIRECCION	INDICACION	REGRESIVO	
TOTAL	PARCIAL				
<b>0</b>	<b>0</b>	1  40.6941711, -3.6064017	 EN ESQUINA NAVE DL 10 <a href="https://bit.ly/diurnagasari">https://bit.ly/diurnagasari</a>	<b>11,333</b>	
<b>1,007</b>	<b>1,007</b>	2 		<b>10,326</b>	
<b>2,243</b>	<b>1,236</b>	3 		<b>9,090</b>	
<b>5,558</b>	<b>3,315</b>	4 	FIN TRAMO DE CALIBRACION	<b>5,775</b>	
<b>6,669</b>	<b>1,111</b>	5 	DIRECCION MADRID	<b>4,664</b>	

I CLASICA DIURNA GASARI				Página	<b>2</b>
SECCIÓN	<b>1</b>	TIEMPO A INVERTIR	MEDIA	DISTANCIA	
SECTOR	<b>CAL</b>			11,333	
DISTANCIA		DIRECCION	INDICACION	REGRESIVO	
TOTAL	PARCIAL				
<b>7,187</b>	<b>0,518</b>	6 	INCORPORARSE A LA AUTOVIA		<b>4,146</b>
<b>10,033</b>	<b>2,846</b>	7 	SALIDA 36		<b>1,300</b>
<b>10,506</b>	<b>0,473</b>	8 			<b>0,827</b>
<b>10,994</b>	<b>0,488</b>	9 			<b>0,339</b>
<b>11,333</b>	<b>0,339</b>	10 	NAVE DL 10		<b>0,000</b>