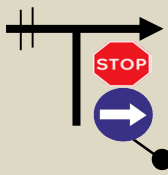

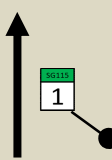
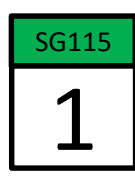
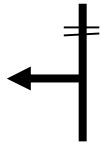




| Ili CLASICA NOCTURNA GASARI |         |  |   | Página    | 1 |
|-----------------------------|---------|--|---|-----------|---|
| SECCIÓN                     | 1       | TIEMPO A INVERTIR  | MEDIA   | DISTANCIA |   |
| SECTOR                      | CAL     |  |   | 6,501     |   |
| DISTANCIA                   |         | DIRECCION  | INDICACION  | REGRESIVO |   |
| TOTAL                       | PARCIAL |  |   |           |   |
| 0                           | 0,000   | 1<br> | <br>41.206926, -3.475919 | 6,501     |   |
| 6,478                       | 6,478   | 2<br> | <br><b>FIN TC</b>        | 0,023     |   |
| 6,501                       | 0,023   | 3<br> | ENTRAR EN EXPLANADA<br>DE TIERRA PARA HACER<br>CAMBIO DE SENTIDO  | 0,000     |   |
|                             |         |  |   |           |   |
|                             |         |     |                        |           |   |